

S618-P-DR

Line Voltage PIR In-Fixture Dimming Sensor



Designed for LED fixtures & rated IP66 when properly installed

Internal photodiode enables daylight harvesting for extra energy savings

Low cost & warranted for 5 years



Multi-element PIR detector with various lens options for different coverage areas

UL Class 2 rating for simplified installation and safety compliance

Commissioning, adjustment, and override via IR remote control

PRODUCT OVERVIEW

Introduction

The S618-P-DR is a self-contained motion and light sensor with line voltage relay designed for installation inside commercial lighting fixtures found in parking lots, industrial yards, and other shared outdoor spaces. The weatherproof sensor uses passive infrared (PIR) sensing technology to detect motion in its coverage area and automatically dim and/or turn off lights when persons have left the area, reducing energy usage.

Operation

The sensor provides power to connected lights when motion is detected. When the sensor no longer detects movement and the standby time delay expires, 0–10V dimming compatible lights are dimmed according to the set dimming level and will eventually be switched off after the dimming time delay expires. A measured or preset ambient light threshold can keep lights off if there is sufficient natural light, leading to additional energy savings.

Commissioning

Setup for sensor adjustments is performed via the included IR remote control. The remote allows parameter changes to sensitivity of the PIR detector, standby and dimming time delays, dimming level, and ambient light threshold. All settings are stored in non-volatile memory in case of electrical fault.

Applications

This low-profile sensor is designed for installation inside the bottom of a light fixture body. When properly assembled and installed in an IP66 rated fixture, the sensor and lenses are IP66 outdoor rated, ideal for the following applications:

LOCATIONS

- Parking lots
- Gas stations
- ATMs & kiosks
- Sports facilities
- Industrial yards
- Airports

PATHWAY

- Streetlights
- School campuses
- Public parks
- Footbridges
- Walkways
- Driveways

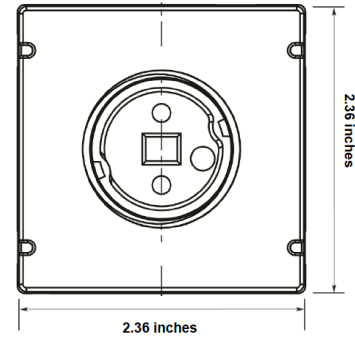
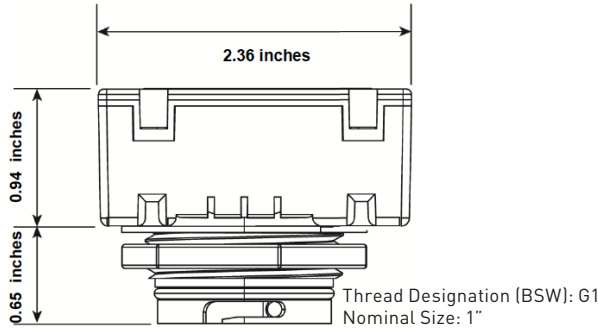
FEATURES

- Line voltage on/off control of lighting fixture(s)
- 0–10V dimming control compatible with dimmable LED drivers and fluorescent ballasts
- 10 seconds to 60 minutes standby time delay for a wide range of installation locations and applications
- 1 to 60 minutes dimming time delay for dimmed lighting
- Internal photodiode measures ambient light and observes threshold set at measured or preset light levels
- Built-in quick installation testing mode
- IR remote control allows quick setup, settings adjustment, and manual on/off override
- Multiple lenses available for different coverage areas
- Compact, UV resistant, flame retardant, impact resistant, and recyclable polycarbonate construction
- IP66 rated for use in outdoor/wet locations when properly installed in equivalent rated fixture

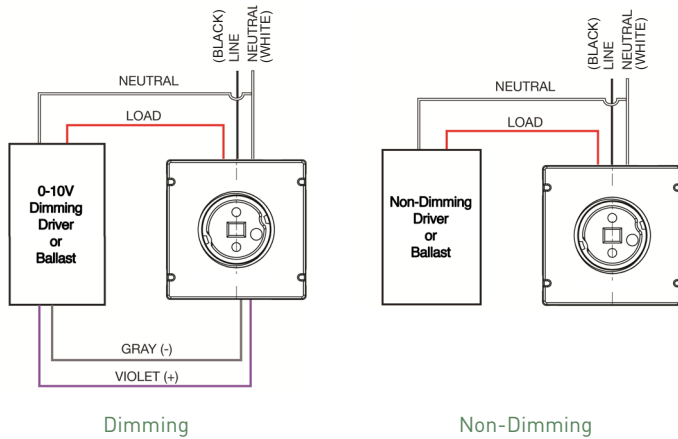
SPECIFICATIONS

- Input Voltage: 120/208–240/277VAC @ 50/60Hz
- Relay Load Ratings: 800VA max @ 120VAC; 1000VA max @ 208–240VAC; 1200VA max @ 277VAC
- Relay Inrush Current: Max 221A (peak)
- Standby Time Delay Periods: 10 secs, 1 min, 5 mins (default), 15 mins, 30 mins, 60 mins
- Dimming Time Delay Periods: 1 min, 30 mins, 60 mins (default), off (dimming always on)
- Dimming Levels: 0%, 10%, 20% (default), 30%
- 0–10VDC Dimming Current: 100mA max (sink)
- Photodiode Sensitivity Range: 1 to 185 fc
- Operating Temperature: –40 to +131 °F
- Operating Humidity: 20 to 90% non-condensing
- Weatherproof Rating: IP66 (when properly installed inside rated fixture)
- Safety Certifications: UL/cUL listed #E479515, Class 2; IEC EN61000-4-5: 2kV L-N, 8/20 μsec surge protection
- Regulatory Code Compliance: California Title 24

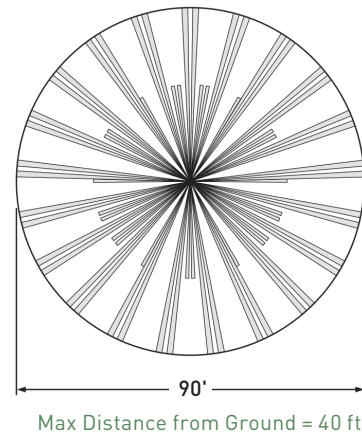
DIMENSIONS



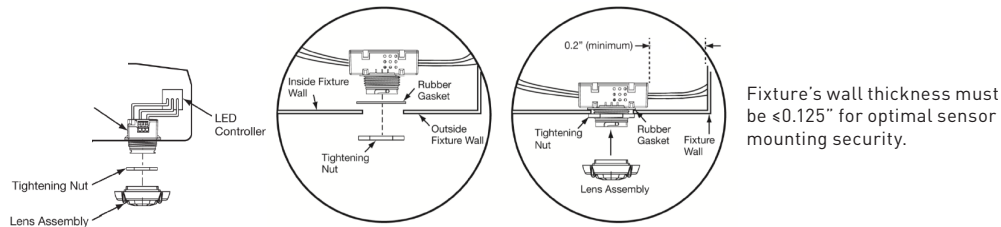
WIRING



COVERAGE PATTERN (STANDARD LENS)



MOUNTING



ORDERING INFORMATION

Part Number	Color	Description
S618-P-DR	White	In-Fixture, PIR Sensor with 0–10V Dimming & IR Remote Control Capabilities
S618-ACC-LS2	White	Standard Lens, Optimized for 40 ft Mount Height
S618-ACC-LW1	White	Wide Lens, Optimized for 8 ft Mount Height
S618-ACC-PS	White	External Photo Sensor
S-ACC-RC-D2	Black/White	Handheld IR Remote Control