



Super Kits Enclosure SK128B



Figure 1. Top View of the SK128B



Figure 2. Front View of the SK128B



Figure 3. Back View of the SK128B




Figure 4. Bottom View of the SK128B



Figure 5. Internal View of the SK128B

FEATURES

- Putting > 100 different SMT parts into one letter size enclosure
- A convenient way for sorting, storing and accessing SMT components
- Avoid losing and mixing up important SMT components
- The best choice for building prototypes or reworking PCBs
- Reducing the time for obtaining an SMT component to seconds
- Solving the common workbench clutter problem
- Saving valuable time and increasing work efficiency
- Can easily be put on a workbench or stored on a shelf
- Portable and can easily be transported to another site
- Have been used and loved by thousands of users worldwide for 12 years

APPLICATIONS

The R & D departments of electronic companies, electronic labs, pilot production lines, etc.

DESCRIPTION

The Super Kits Enclosure SK128B is the world's only one which has > 100 compartments for enclosing SMT components, such as chip resistors, capacitors, inductors, diodes, triodes, LEDs, ICs, etc. See above Figures 1, 2, 3, 4 and 5.

The Super Kits Enclosure measures only 11"(L) × 8.5"(W) (the letter paper size) × 2.2"(H) (279mm(L) × 216mm(W) × 56mm(H)). Thus, they can be easily put on a work bench, stored on a shelf, or transported to another site, making them the best choice for building prototypes or reworking printed circuit boards. See below Figure 6.



Figure 6. Stacking Up and Transporting the SK128B Super Kits Enclosures

See Figure 5 above, The Enclosure has 128 individually lidded compartments ((0.63"(L) × 0.89"(W) × 0.65"(D) or 16mm(L) × 22.6mm(W) × 16.5mm(D)). The lid of the compartments uses ergonomic design and is very comfortable to operate. These compartments form a matrix of 8 rows × 16 columns. A set of labels for the 128 coverlets comes with the enclosure. See below Figure 7. The coverlet label can be printed by the laser printer, or written by hand. We also provide two top labels and two front labels. See Figure 8 and 9 below respectively. If you need additional labels, you can purchase them from us. Their unit prices are shown in Table 3.




Figure 7. Close-up Photo of the Coverlet Labels




Figure 8. Photo of the Big Top Label



Figure 9. Photo of the Big Front Label



APPLICATIONS INFORMATION

Operating the Enclosure is easy and convenient so that your time for obtaining a particular compartment is minimized.

To ensure proper operation, follow the steps described below carefully.

Firstly, please put the enclosure on a work bench, and then, open the top cover of the enclosure as shown in Figure 10 and the lid of the compartment as shown in Figure 11.

When storing or obtaining an SMT component, use a pair of tweezers as shown in Figure 12.



Figure 10. Putting the Enclosure SK128B on a Work Bench



Figure 11. Opening an Lid



Figure 12. Storing or Obtaining an SMT Component

ORDERING INFORMATION

Table 1. Part Number of the Enclosure

Part #	Description
SK128B	Super Kits Enclosure with 128 lidded compartments for both large and small SMT parts even down to 0402.

Table 2. Unit Price of the Enclosure

Part #	1~3pcs	4~11pcs	12~23pcs	24~47pcs	≥48pcs
Unit Price	\$21.9	\$19.9	\$17.9	\$16.9	\$15.9

Table 3. Unit Price of the Label

Name	One set of coverlet labels: > 130 small empty labels + 2 top labels and 2 front labels.
Part Number	L-130
Unit Price	\$1

NOTICE

- ATI warrants performance of its products for one year to the specifications applicable at the time of sale, except for those being damaged by excessive abuse. Products found not meeting the specifications within one year from the date of sale can be exchanged free of charge.
- ATI reserves the right to make changes to its products or to discontinue any product or service without notice, and advise customers to obtain the latest version of relevant information to verify, before placing orders, that information being relied on is current and complete.
- All products are sold subject to the terms and conditions of sale supplied at the time of order acknowledgment, including those pertaining to warranty, patent infringement, and limitation of liability. Testing and other quality control techniques are utilized to the extent ATI deems necessary to support this warranty. Specific testing of all parameters of each device is not necessarily performed, except those mandated by government requirements.
- Customers are responsible for their applications using ATI components. In order to minimize risks associated with the customers' applications, adequate design and operating safeguards must be provided by the customers to minimize inherent or procedural hazards. ATI assumes no liability for applications assistance or customer product design.
- ATI does not warrant or represent that any license, either expressed or implied, is granted under any patent right, copyright, mask work right, or other intellectual property rights of ATI covering or relating to any combination, machine, or process in which such products or services might be or are used. ATI's publication of information regarding any third party's products or services does not constitute ATI's approval, warranty or endorsement thereof.
- IP (Intellectual Property) Ownership: ATI retains the ownership of full rights for special technologies and/or techniques embedded in its products, the designs for mechanics, optics, plus all modifications, improvements, and inventions made by ATI for its products and/or projects.