

84W Flyback Transformer

EPC3630G-LF

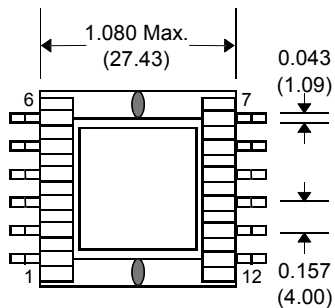
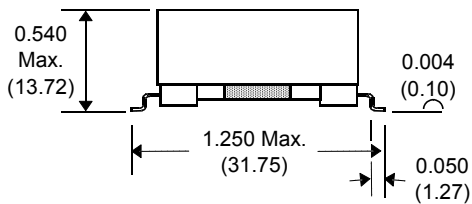
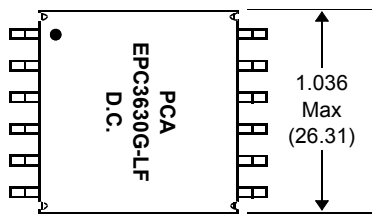


- Designed to work with Linear Technology LT4295
- Storage Temperature : -40°C to +125°C
- Operating Temperature : 40°C to +125°C
- Class 130°C Insulation System
- Switching Frequency : 250 KHz
- RoHS Compliant, Lead Free

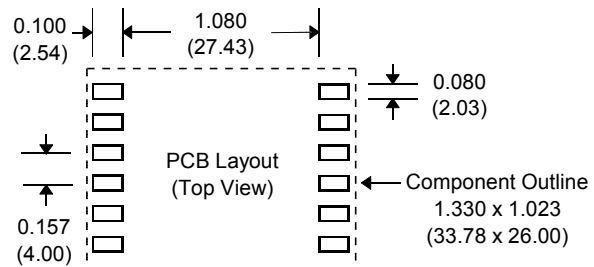
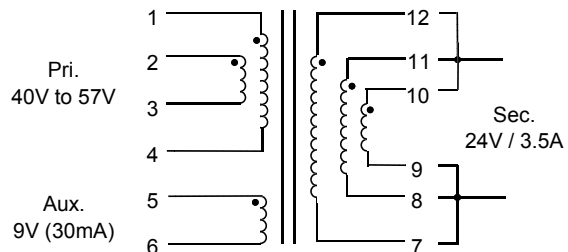
Electrical Parameters @ 25° C

Inductance ($\mu\text{H} \pm 8\%$)	Leakage Inductance ($\mu\text{H Max.}$)	DCR ($\Omega \text{ Max.}$)			Turns Ratio	Dielectric Rating (Vrms)
		Primary	Auxiliary	Secondary		
@ 100 KHz, 1.0 Vrms	@ 100 KHz, 1.0 Vrms	Primary	Auxiliary	Secondary		1 min.
15	0.200	0.0175	0.150	0.0175	8 : 8 : 3	1500
Pins 1 / 2 - 3 / 4	Pins 1 / 2 - 3 / 4 with Aux. and Sec. shorted	Pins 1 / 2 - 3 / 4	Pins 5 - 6	Pins 12,11,10-9,8,7	Pri. : Sec. : Aux.	Wdg. - Wdg. Wdgs. - Core

Package



Schematic



Notes :	EPC3630G-LF
1. Lead Finish	Hot Tin Dip (Sn) or SnCu
2. Peak Solder Rating (SMD)	260°C
3. Weight	24.4 grams
4. Packaging Information	(Tray) 35 pcs / Tray

Unless Otherwise Specified Dimensions are in Inches /mm $\pm .010 / .25$

Product performance is limited to specified parameters. Data is subject to change without prior notice.