

# YIC



## **GNSS & 4G LTE & Wi-Fi Combo External Antenna ATGGLTEW84018-2.0BP**

**Datasheet**

## 1. Product Information

### 1.1 Product Description

This specification covers the GPS combo antenna for Wi-Fi and Bluetooth.

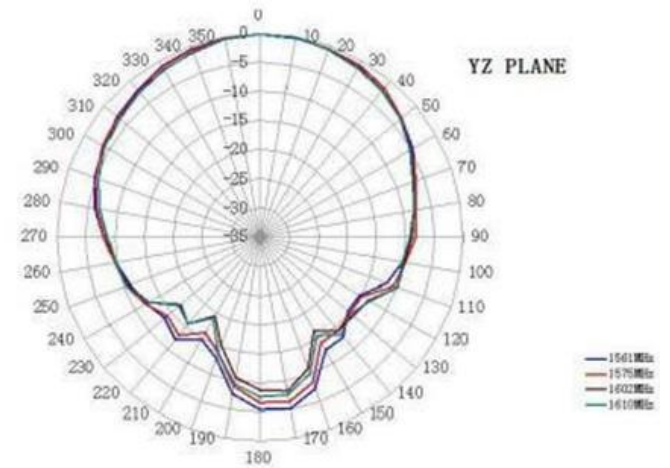
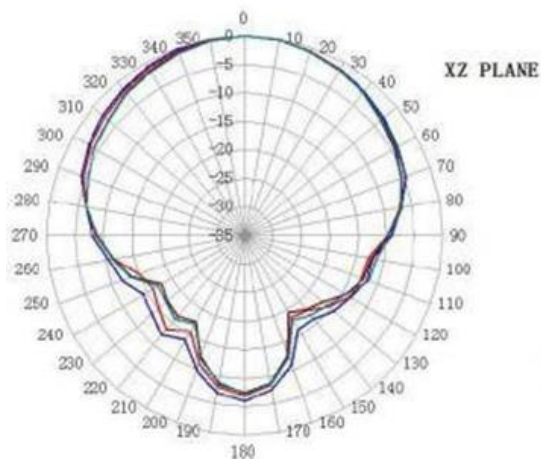
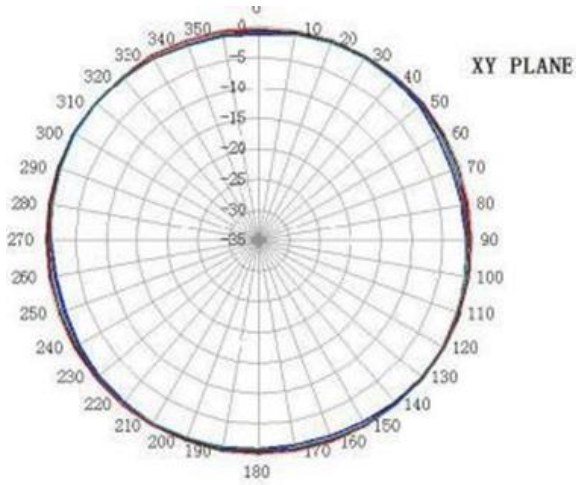
## 2. Part NO. : ATGGLTEW84018-2.0BP

## 3. Electrical Characteristics

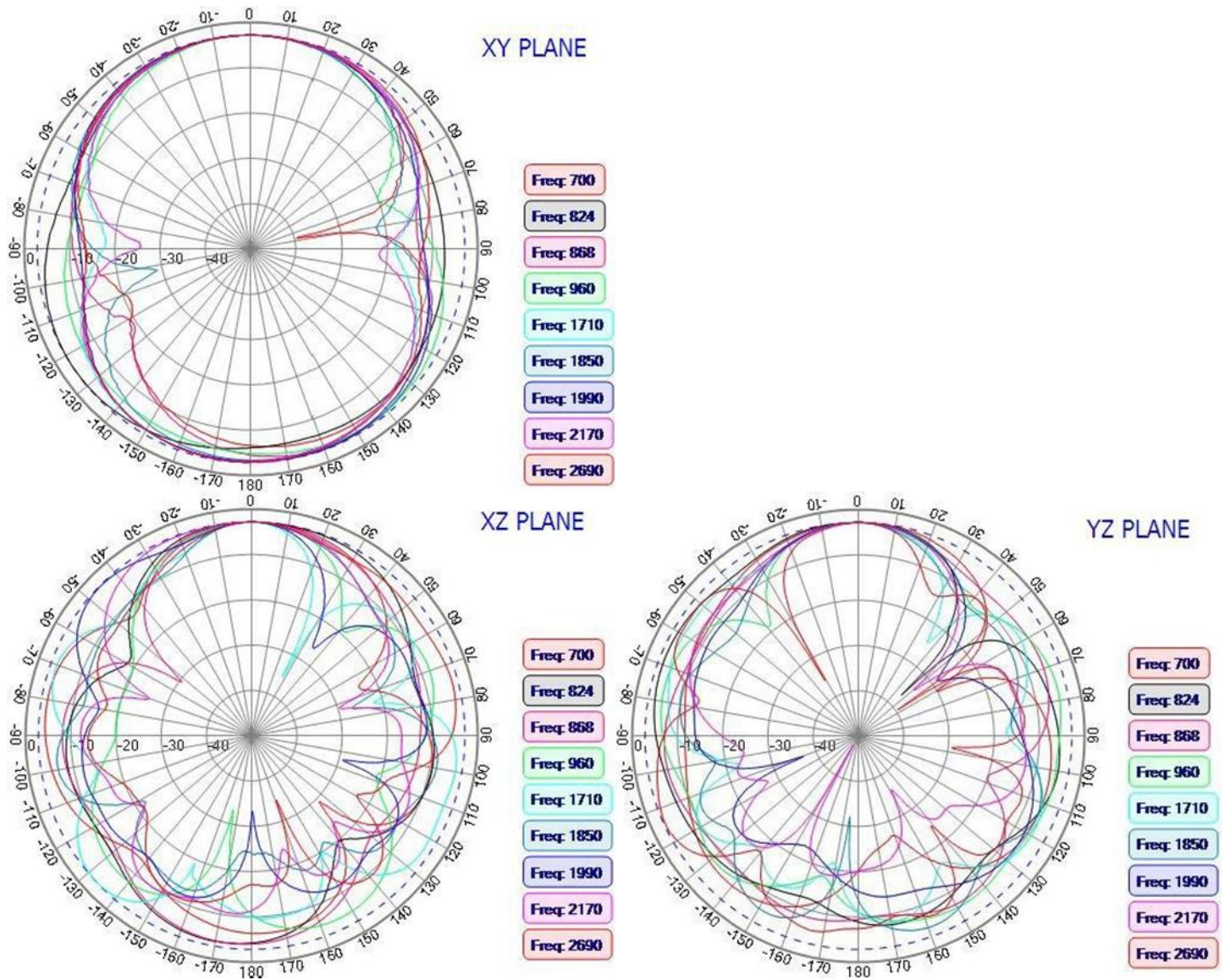
Characteristics		SPEC	
GPS/Glonass Antenna	Dielectric Antenna	Frequency Range	1575-1610MHz
		Polarization	RHCP
		Gain	2dBic ( Zenith )
		V.S.W.R	< 1.5
		Impedance	50Ω
		Axial Ratio	3dB ( max )
	LNA	Gain	28±2dB
		Noise Figure	< 1.5dB
		V.S.W.R	< 2.0
		Supply Voltage	2.2~5V DC
Current Consumption		< 15mA	
LTE Antenna	Frequency Range	698~960MHz/1710~2690MHz	
	V.S.W.R	< 2.0	
	Polarization	Linear	
	Gain	2.0dBi	
	Impedance	50Ω	
WIFI Antenna	Frequency Range	2400~2483.5MHz/4900~5825MHz	
	Polarization	Linear	
	Gain	3dBi	
	V.S.W.R	< 2.0	
	Impedance	50Ω	

Characteristics	SPEC	
Mechanical	Cable	RG174, L: 3M±50mm
	Standard Connector	GPS: SMA(M) LTE: SMA(M) WIFI: RP-SMA(M)
	Optional Connector	MCX or FAKRA or others
	Material	ABS
	Mounting Method	Screw
Environmental	Operating Temperature	-40°C ~+85°C
	Relative Humidity	Up to 95%
	Ingress Protection	IP65~IP66 (exclude cable outlet)
	Vibration	10 to 55Hz with 1.5mm amplitude 2hours
	Environmentally Friendly	ROHS

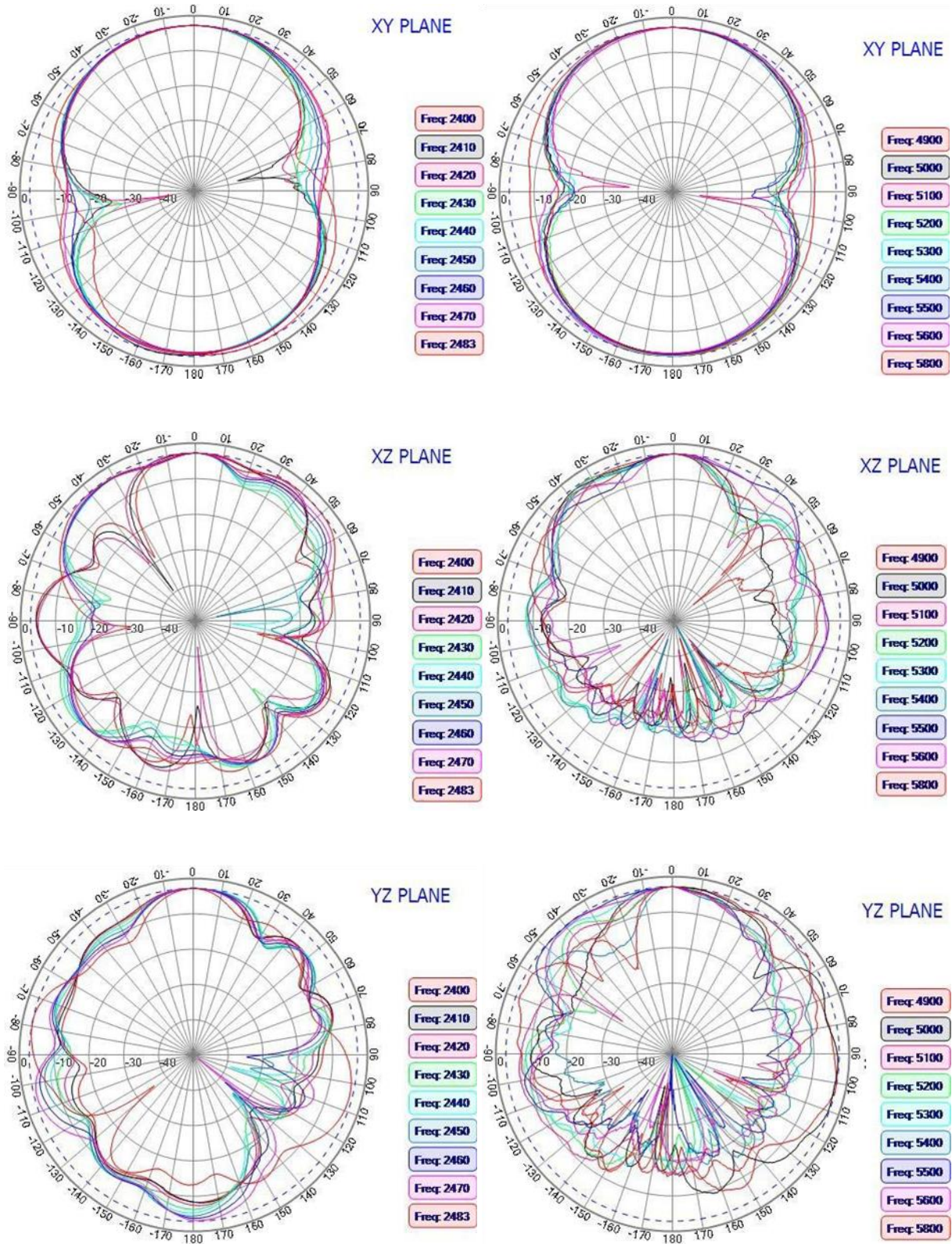
## 4. GPS/GLONASS Antenna Radiation Pattern



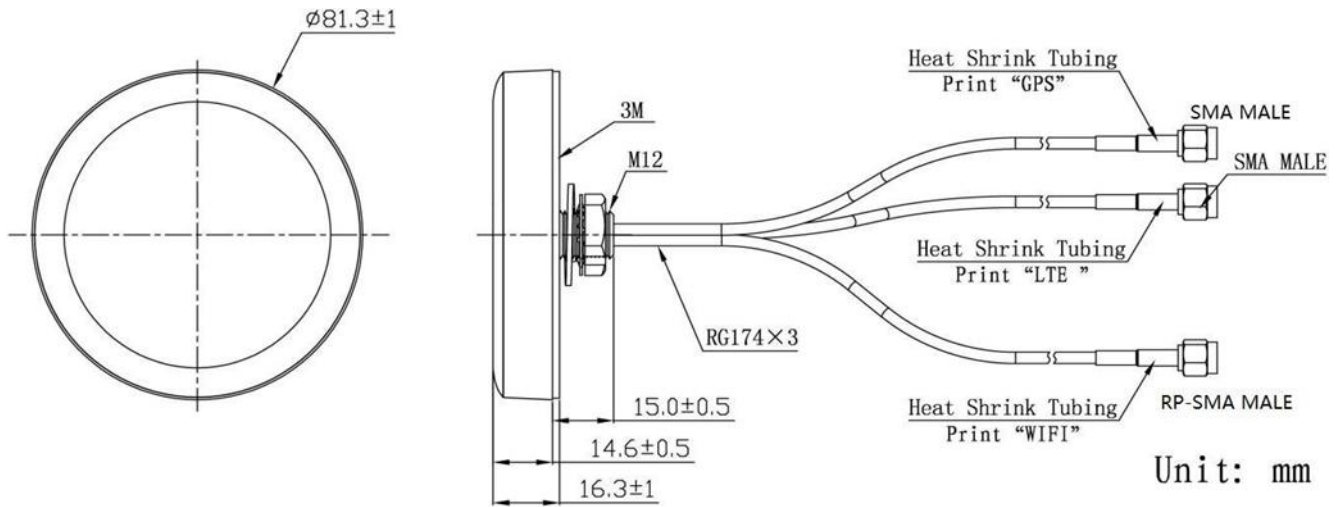
## 5. LTE Antenna Radiation Pattern



## 6. Wi-Fi Antenna Radiation Pattern



## 7. Outline



## 8. Note

1. This product specification guarantees the quality of our product as a single unit. Please make sure that your product is evaluated and confirmed against your specifications when our product is mounted to your product.
2. We cannot warrant against failure caused by any use of our product that deviates from the intended use as described in this product specification.
3. Electrostatic sensitive device Observe precautions for handling.