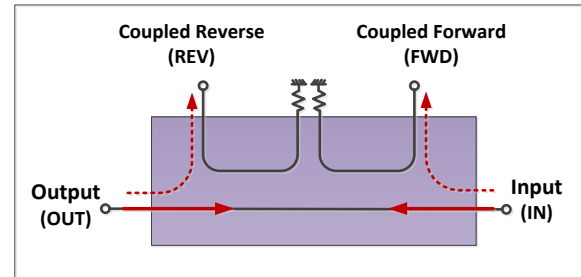




Electrical schematic



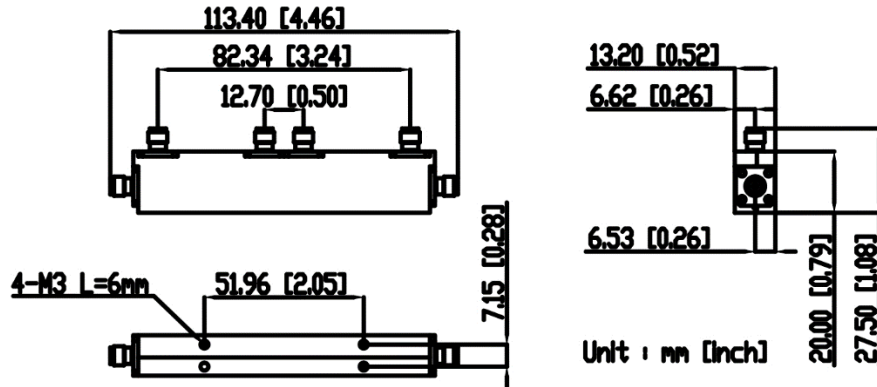
RoHS Compliant

Electrical Specifications (Draft)

Parameter	Unit	Frequency (GHz)	Min.	Typ.	Max.
Nominal Coupling	dB	2 – 18	9	10	11
Coupling Flatness (Forward & Reverse Direction)		2 – 18		±0.6	±0.9
Directivity (Forward & Reverse Direction)		2 – 18	16	19	
Main Line VSWR	:1	2 – 8		1.15	1.25
		8 – 18		1.25	1.35
Coupled Line VSWR	:1	2 – 8		1.15	1.25
		8 – 18		1.30	1.35
Insertion Loss (Including Coupling Loss)	dB	2 – 18		2.2	2.5
Average Power Handling	W	2 – 18			20

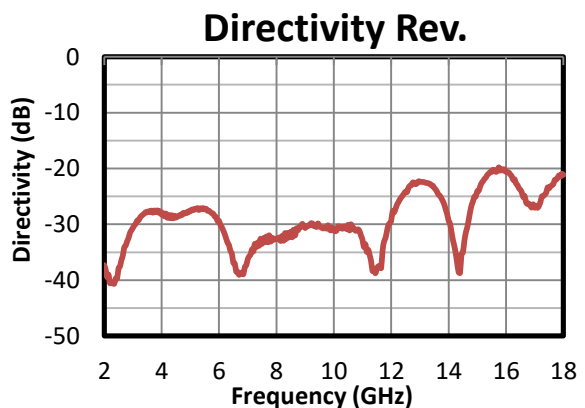
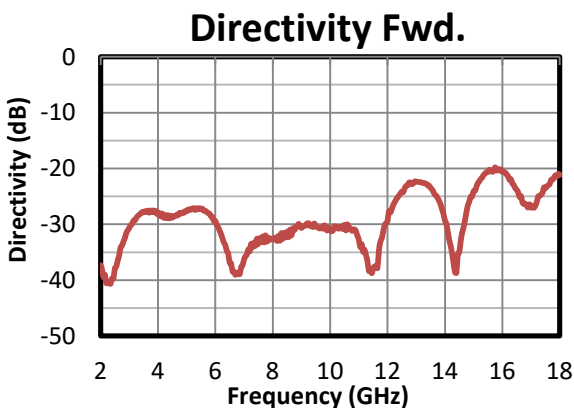
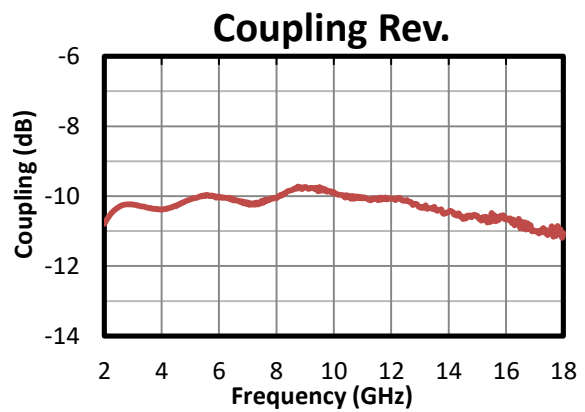
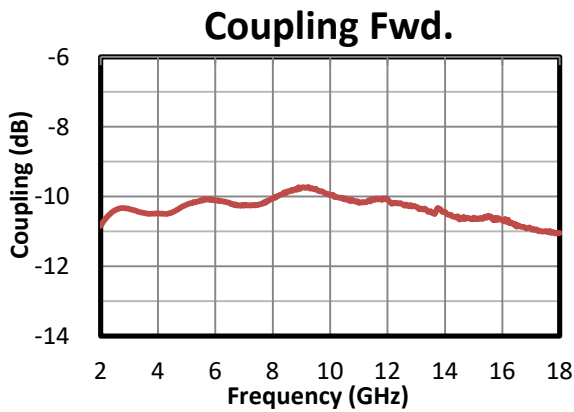
Operated in 50Ω system, 25°C environment.

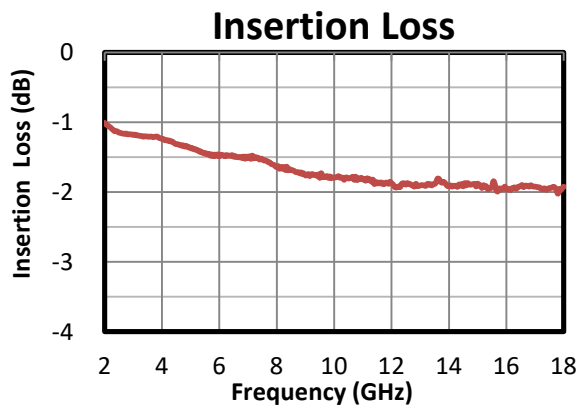
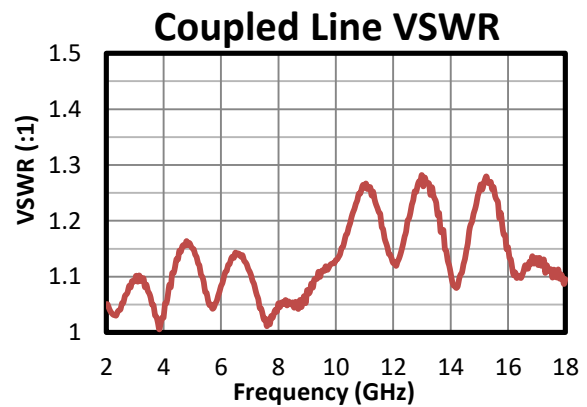
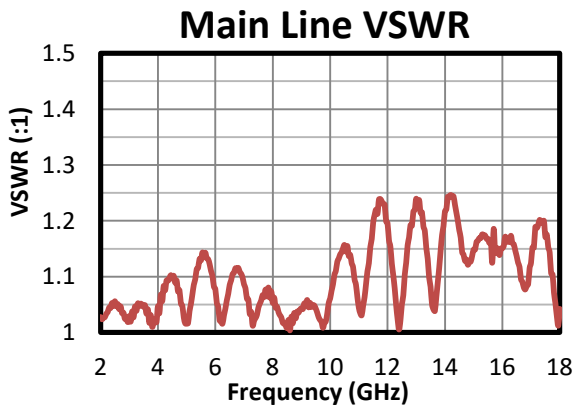
Outline Drawing



Connectors: SMA Female

Typical Performance





Typical performance S-parameter file: <https://www.amtery.com/en/goods-84>

For each S/N S-parameter file: <https://www.amtery.com/en/downloads>

Note: Specifications are subject to change without notice.