

Inductive coupler M30-8

Axial coupler

Contact free transmission of energy and signals


Application/customer benefits

- Contact free transmission of energy and signals between stationary and moved components
- Application examples: Automation, piloting of magnet valves, reading of status signals, online monitoring of sensor signals in the remote area, contacting at rotary tables, plug replacement for SPS signals
- Dynamic Pairing
- Free from wear and maintenance
- Operating display

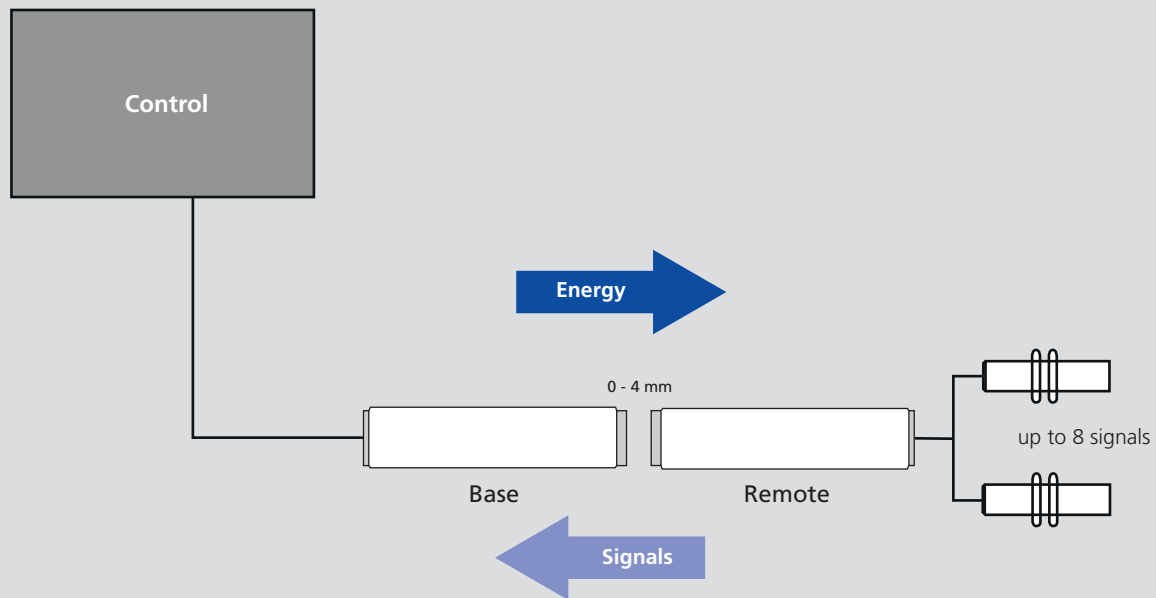
Technical features

- Mounting M30 x 1.5
- Supply voltage 24V ± 10%
- Transmission distance 0 - 4 mm
- Transmission of energy: 24V / 12W (500mA)
- Transmission of signals: 8 digital signals (unidirectional)
- Inverse-polarity protection (base), short-circuit proof (remote)
- Id. No. Base: 0E010962
- Id. No. Remote: 0E010963
- Interfaces: Base male connector M12 (12-pin), remote female connector M12 (12-pin)
- Protection class: IP 67
- LED interface (base)

color:	green
slow flashing:	power on
static:	in position
fast flashing:	overload / short circuit



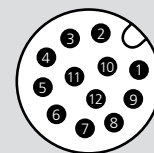
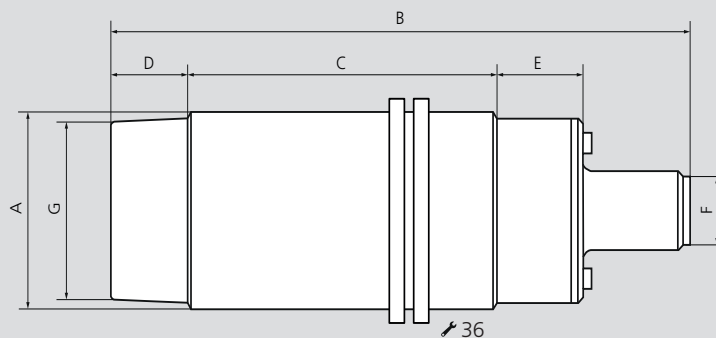
Block diagram:



Subject to technical changes.
For more detailed information please ask our customer service.


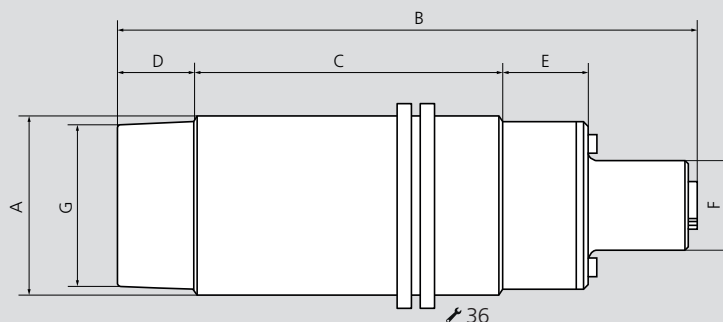
- Stationary unit - Base
- Mobile unit - Remote

Base:



Male connector
12 pin

Remote:



Female connector
12 pin

Subject to technical changes.
For more detailed information please ask our customer service.

Inductive coupler M30-8

SMW-Electronics Type		Base	Remote
Id. No.		0E010962	0E010963
A Thread	mm	M30 x 1.5	M30 x 1.5
B	mm	98	98
C	mm	52	52
D	mm	13	13
E	mm	14.5	14.5
F	mm	M12	M12 / Buchse
G	mm	Ø 27	Ø 27
Housing material		CuZn, PA66, PC GF 30%	CuZn, PA66, PC GF 30%
Protection class		IP 67	IP 67
Operating temperature		0°C ... +50°C	0°C ... +50°C
Storage temperature		-10° ... +70°C	-10° ... +70°C
Coupling distance		0 mm ... 4 mm	0 mm ... 4 mm
Operating voltage		24V ± 10% DC	-
Output voltage		-	24V ± 10% DC
Power consumption (Base)		< 500mA	-
Power output (Remote)		-	< 100mA
Overload protection / short circuit protection		✓	✓
Residual ripple		-	< 200mV
Reverse polarity protection		✓	-
Data-Valid Output		max. 100mA	-
Operational readiness		< 80 ms	< 100 ms
PIN assignment	PIN	Signal Base	Signal Remote
Supply voltage	1	24V IN	24V OUT
Digital signal 1	2	0 / 24V OUT	0 / 24V IN
Digital signal 2	3	0 / 24V OUT	0 / 24V IN
Digital signal 3	4	0 / 24V OUT	0 / 24V IN
Digital signal 4	5	0 / 24V OUT	0 / 24V IN
Digital signal 5	6	0 / 24V OUT	0 / 24V IN
Digital signal 6	7	0 / 24V OUT	0 / 24V IN
Digital signal 7	8	0 / 24V OUT	0 / 24V IN
Digital signal 8	9	0 / 24V OUT	0 / 24V IN
Ground connection	10	GND	GND
Data-Valid	11	0 / 24V OUT	-
-	12	-	-