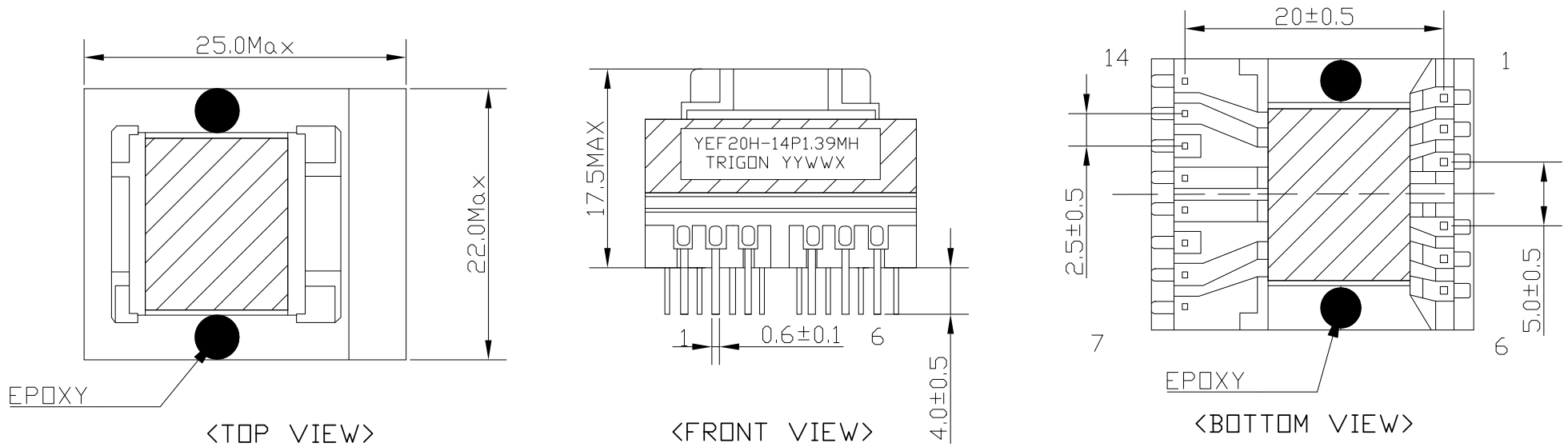


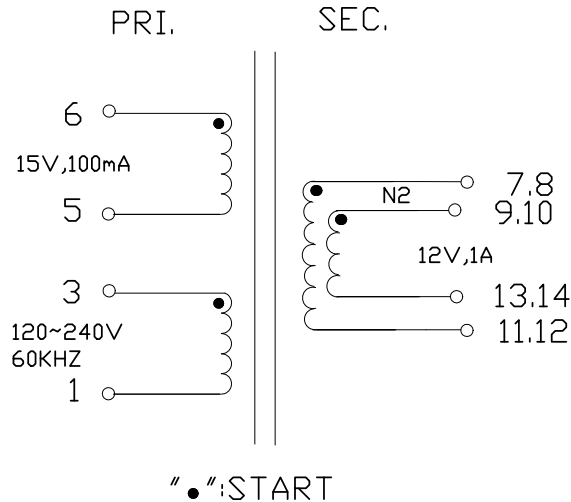
CONFIGURATION&DIMENSIONS :



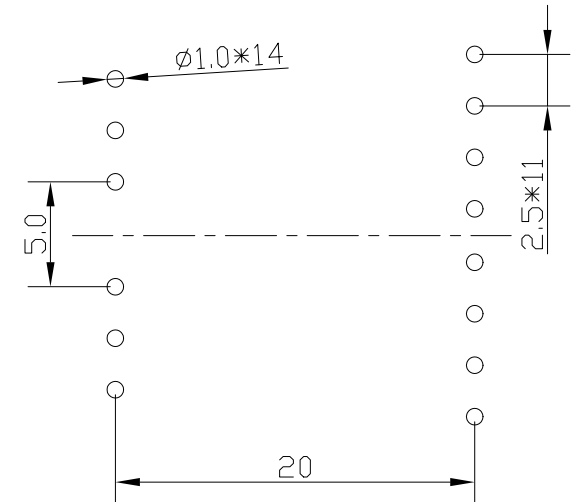
ELECTRICAL SPECIFICATION @25°C

INDUCTANCE: @10KHz/0.1V
 L(3-1)=1.39mH±10%
 LEAKAGE INDUCTANCE: @10KHz/0.1V
 LK(3-1): 50uH MAX
 (SHORT OTHER PINS)
 IDC: 0.7A MAX(20% ROLLOFF FROM INITIAL)
 DCR: @25°C
 (3-1)=1.6ohm MAX
 (7.8-11.12)=90mohm MAX
 (9.10-13.14)=90mohm MAX
 (6-5)=0.35ohm MAX
 HI-POT:
 PRI TO SEC: AC 4.0KV/5mA/3sec
 PRI TO PRI: AC 1.25KV/5mA/3sec
 TURN RATIO: (@20KHz/1V)
 (3-1):(6-5):(7.8-11.12):(9.10-13.14)=1:0.125:0.104:
 0.104±3%

SCHEMATIC:



RECOMMENDED PCB LAYOUT:



NOTE:
 1.THIS PART IS ROHS COMPLIANT.

TOL UNLESS NOTED				TITLE: POWER TRANSFORMER			PART NO: YEF20H-14P1.39MH				
.X: ±0.40mm					APPROVED BY	CHECKED BY	DRAWN BY	UNIT	mm	SCALE	NONE
.XX: ±0.25mm	02	06-14-2019	LL		ES	LL	HM	SHEET	1	OF	1
.XXX: ±0.10mm	01	07-19-2018	HM								
ANGLE: ±3.0°	REV	DATE	SIGN	TRIGON COMPONENTS, INC. www.trigoncomponents.com							